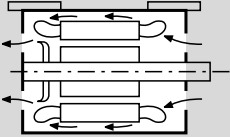
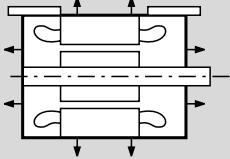
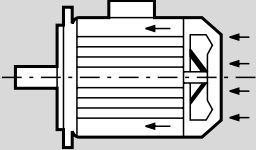


METHODS OF COOLING

STANDARD CODES


<p>IC 01</p>	<p>Self - cooling open machine. Fan mounted on the shaft.</p>	
<p>IC 410</p>	<p>Enclosed machine, surface - cooled by natural convection and radiation. No external fan.</p>	
<p>IC 411</p>	<p>Enclosed machine. Smooth or finned ventilated casing. External shaft - mounted fan.</p>	

MAINS CONNECTION

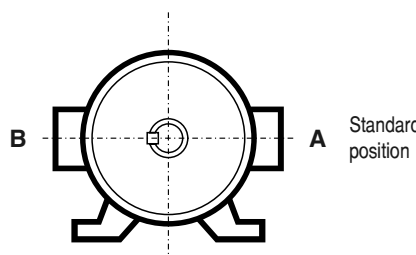
TERMINAL BOX POSITION :

Placed on LHS when viewed from the non-drive end, the terminal box has IP 55 protection and is provided with a cable entry (glands are optional). The standard position of the terminal box is on LHS when viewed from non-drive end.

The terminal box is rotatable through 360° in steps of 90°



Positions of the terminal box in relation to the drive end



Positions of the cable gland in relation to the drive end

